



KENT CITY HEALTH BOARD MEETING  
Kent City Health Department  
201 E. Erie Street  
5:30 – 7:00 PM  
October 14, 2025



**MISSION:** Improving Kent City communities by promoting health, preventing disease, and connecting people to public health services.

**AGENDA**

1. **ROLL CALL (1 minute)**
2. **MINUTES APPROVAL (3 minutes)**  
September 9, 2025
3. **OPEN COMMENTS/GUEST COMMENTS (3 minutes per guest)**
  - A. Jalessa Caples, Accreditation Coordinator
  - B. Bob Walker, PHEP Grant Coordinator
4. **REPORTS (20 minutes)**
  - A. Statistical Report for August and September 2025-Joan Seidel
  - B. Health Department Report for September 2025- Joan Seidel
5. **DISCUSSION ITEMS (15 minutes)**
  - A. Updates in Emergency Preparedness (PHEP) – Bob Walker
  - B. AWARE STI testing
6. **ACTION ITEMS (20 minutes)**
  - A. Expenditures for August and September 2025
  - B. Hiring of Ashley Beavers for Administrative assistant/Registrar
  - C. Resolution 2025-001 Food Service Organizations Fees – Second reading
  - D. Resolution 2025-002 – Embargo Authority
  - E. Resolution 2025-003 – Tag Out
7. **EXECUTIVE SESSION**
8. **ADJOURN MEETING**

If you require assistance to attend this meeting, please contact the Health Department at (330) 678-8109.

CC: Health Board  
City Manager  
Clerk of Council

Health Staff  
File  
News Media

Post



Vision: Empowered people, safer environments, and healthier communities.

September Health Department Report  
October 14, 2025

1. Nursing Report

a. Communicable Disease –

- i. Novavax for COVID -19 protection now available at our clinic, provided at our 10/8/25 flu clinic.
- ii. Concern for a possible Measles case at KSU, met some parameters with symptoms, but was vaccinated. IgG positive, PCR not detected.
- iii. Increased respiratory illness circulating. KSU reported they saw their first positive flu – did not require hospitalization, but it is circulating in our community
- iv. Report from another county of their Campylobacter positive resident who ate in a Kent restaurant. REHS went to the restaurant, but it was more likely due to camping event in the same window.
- v. Upgrades to Reportable Diseases led to some deficiencies for RSV and COVID hospitalization reporting processes. ODRS has temporarily instituted a RedCap form for these two events.
- vi. Please see Communicable Disease report.

2. Community Outreach –

- a. KSU Food Pantry 9/17/25
- b. Touch a Truck 9/28/25
- c. Drug Overdose Awareness Day events
  - i. Panhellenic Council 9/30/25
- d. Kentway Flu and COVID vaccine clinic 10/15/25
- e. Pop-up Pantry 10/22/25 from 1230-1430
- f. Portage Co. DD 10/24/25
- g. Miller House 10/25/25
- h. KSU Family Skate 10/26/25
- i. Kent City Schools Trunk or Treat 10/30/25
- j. MSK Family Friendly Halloween 10/31/25

3. Environmental

a. Food Service Organizations –

- i. Kent Fire was called to D.P. Dough and found what was described as a rat in the premises. Kyle went out to investigate and found multiple critical violations. Immediate call to regional manager. They were already addressing the rodent issue with pest control. However, night drop for food delivery (which is not allowed for them because

they do not have a walk in cooler) had occurred and meat and dairy products were temped at 70 degrees, all food was destroyed. Lack of soap and towels in only restroom as well as practice of leaving all doors open were noted. New GM did not exhibit knowledge of job and so person-in-charge training was also encouraged. On follow up Kyle found all concerns with food handling adequately addressed but there was no report from pest control when he asked for it. Kyle will go back again for report and then will do another unscheduled check in next 6 months.

- ii. Taco Bell had an after-hours fryer fire that was extinguished with a K class extinguisher. Evidently it occurred during the clean cycle as the grease was draining through the filters. Kyle went out to check on this the following day and found no reason to close facility, appropriate extinguisher had been deployed.
- iii. Justin still addressing issues with Bibibop, Lee Angelos, and Gigi's.

b. Housing –

- i. A resident at University Inn called to express concerns regarding pest infestations in her room after 4 days of residency. Kyle went out to investigate. He spoke to the property manager who related pest control was already contracted. Pest control found a light cockroach issue. The resident was displeased that not enough had been done and requested the yearlong lease be broken without penalty to themselves. The property manager agreed, but when a check made out to Catholic Charities was returned, they requested cash or a cashier's check. The room was treated initially with two rescheduled visits per extermination protocol. The resident would not allow them access for complete treatment. The resident called the mayor to complain about the housing inspector. Subsequently it was discovered that the police were called to facility and the resident was placed in jail for unknown charges and the property manager has sent an eviction notice for 10/20/25.
- ii. Kentway is experiencing a severe bedbug issue on the 6<sup>th</sup> and 7<sup>th</sup> floors of their tower building. Exterminators have been treating but this will be an extensive process. Residents are often challenged to clean up their belongings so that proper treatment can occur.
- iii. Kentway also experienced a kitchen fire due to unattended cooking on the 6<sup>th</sup> floor. No injuries. That unit's resident was temporarily housed overnight by Red Cross and then moved into a vacant unit on the 4<sup>th</sup> floor. Only light remodeling is needed.
- iv. The Province also experiencing a bed bug infestation, in the process of treatment.
- v. Community Development hosted a fair housing workshop for renters, 9/30/25, and they will be publishing a renters rights hand out. Health Commissioner asked if we could also join and be a part of this effort.
- vi. Kyle and I met with KSU Student Legal Services regarding concerns about student rentals, also to provide education.

c. Recreational Water and Campgrounds – No updates

d. Body Art –

- i. Prickly Pear going into University Plaza

e. Smoke Free Workplace – No updates

4. Solid Waste and Water Quality –

- i. 908 South Water had another complaint about trash. Evidently employees did not have key to trash bins so left trash bag outside and animals got into it. Most of the trash had

been picked up when Eric arrived. Resident feels nothing is being done, but Eric did a lot of investigation and worked with occupants of the 3 businesses.

- ii. Concern for 125 University which has consistent trash issues. Eric has gone out multiple times and cited them with fines at least 3 times. Property owner has also spoken to tenant multiple times without success. Skunks living under porch due to readily available food from garbage. We discussed with Todd Kamenesh from KSU student conduct to no avail.
- iii. Out flows into Cuyahoga River
  1. We received testing results for the probiotic company on Mogadore Street. Eric felt some of the test results were not helpful, he has asked for further samples and to factor in for a higher dilution. The pH portion of the tests resulted as Eric expected (2.5) so they will to have pH adjustment treatment. He is also seeking permission from Water Rec Head Operator and Service Department head if discharges that are in excess, but less than 5% of plant capacity can be authorized.

#### 5. Vector Control – no updates

#### 6. Nuisance complaints-

- a. 203 Highland still ongoing. Now a feral stray cat has had a litter of kittens there. A long-term solution needs to be arranged.

#### 7. Vital Statistics –

- a. Interviews completed please see Action Items for approval to hire Ashley Beavers for Administrative Assistant position.
- b. October 22<sup>nd</sup> will see the initiation for death records through the state system

#### 8. Grants –

- c. HEAL – working with clients at KSS, will re-survey participants.
- d. FDA – Justin working with interns to meet deliverables on Standard 2.
- e. AmeriCorps VISTAs – Government shut down has led to AmeriCorps shut down. There is a two-week contingency plan which will allow for current staffing until 10/15/25. The longer shutdown plan may necessitate furloughs and layoffs.

#### 9. Accreditation –

- a. Jalessa and other staff making headway with required documents.

#### 10. Other –

All REHS staff will be attending an OEHA conference in Twinsburg 10/14 & 15/25.  
HC will be attending the OPHA Public Health Nurse Conference here in Kent 11/6 & 7/25



## KENT CITY HEALTH DEPARTMENT

201 East Erie St., Kent Central Gateway, KENT, OHIO 44240

(330) 678-8109 FAX (330) 678-2082

### Communicable Disease Report – September 2025

#### Summary

- Sept 2025 COVID-19 case counts are significantly lower than that of Sept 2024 (decreased by 55%)
- COVID-19 Wastewater data shows a similar decline in COVID-19 prevalence (decreased by ~51%).
- Chlamydia infections have an 18% higher incidence than this time last year
- Gonococcal infections are experiencing a 25% higher incidence than this time last year.
- There were no new reported cases of Hepatitis C, Pertussis, legionella, Lymes disease, or Salmonellosis this month.
- There were no reported hospitalizations due to Flu or COVID-19.

#### Introduction

Kent City, located within Portage County, OH, has a population that is estimated around 27,781 residents (*Kent demographic statistics* (n.d.)). Kent State University causes the city's population to fluctuate throughout the school year as more than 25,000 students attend the university (*Student overview: facts & figures*, 2019). Because of its dense and complex population, an independent communicable disease report is warranted. This report will focus on the following: COVID-19, STD trends, legionella, hospitalizations due to flu, and Lyme's disease.

Effective on October 1<sup>st</sup> 2025, COVID-19 is classified as a class B condition and positive test results are only to be reported to the health department if it results in hospitalization. As COVID-19 is still heavily prominent across the United States and Ohio, COVID-19 viral activity will be tracked through wastewater management and reported within communicable disease reports carrying forward.

**Key Disease Data:****Table 1.** Raw reportable disease counts extracted from ORDS

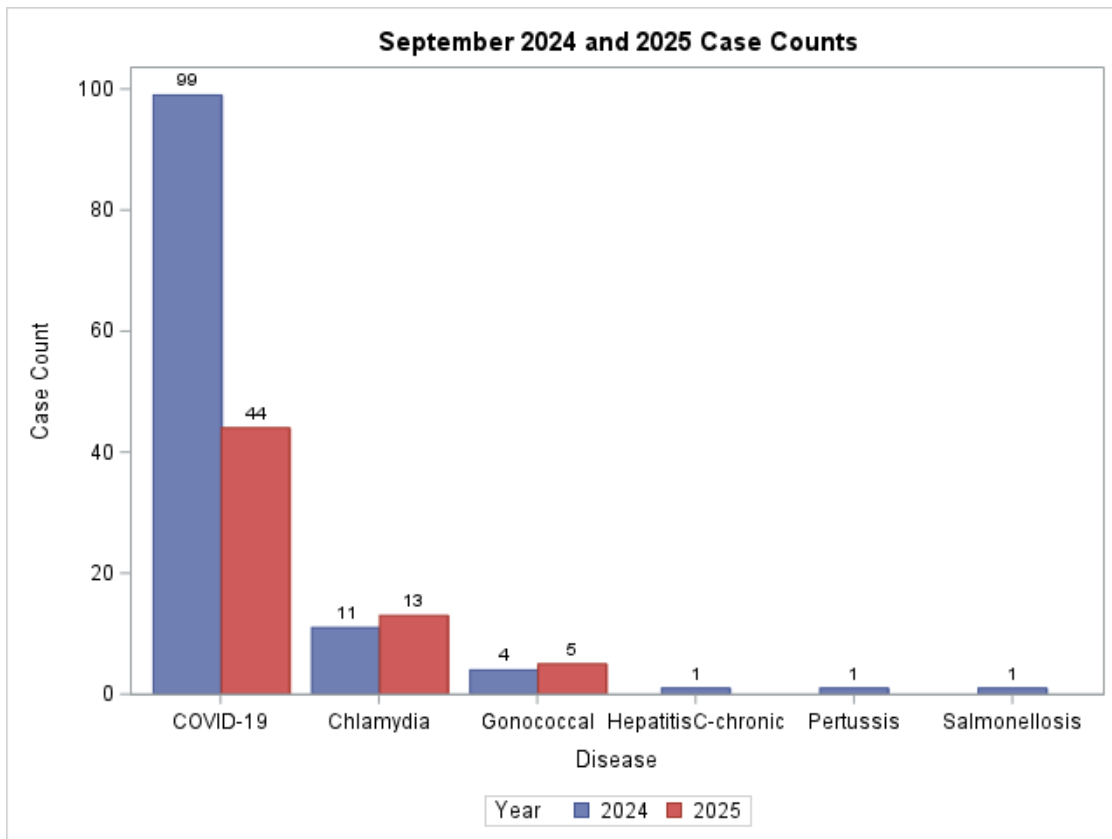
	<b>Disease Counts</b>		
	<b>September 2024</b>	<b>September 2025</b>	<b>% Change</b>
COVID-19	<b>99</b>	<b>44</b>	<b>-55</b>
Chlamydia	<b>11</b>	<b>13</b>	<b>18</b>
Gonococcal	<b>4</b>	<b>5</b>	<b>25</b>
Hepatitis-C Chronic	<b>1</b>	<b>0</b>	<b>-100</b>
Pertussis	<b>1</b>	<b>0</b>	<b>-100</b>
Salmonellosis	<b>1</b>	<b>0</b>	<b>-100</b>

**Table 2.** Average weekly COVID-19 viral load data. Data was extracted from the Data Ohio website. <https://data.ohio.gov/wps/portal/gov/data/view/ohio-wastewater-monitoring-data>

<b>Week</b>	<b>COVID-19 Wastewater Viral Load (Copies/D) by Week</b>		
	<b>September 2024</b>	<b>September 2025</b>	<b>% Change</b>
<b>1</b>	<b>3.18592x10<sup>12</sup></b>	<b>1.55237x10<sup>12</sup></b>	<b>-51.27</b>
<b>2</b>	<b>1.74056x10<sup>12</sup></b>	<b>8.38171x10<sup>11</sup></b>	<b>-51.8448</b>
<b>3</b>	<b>1.13245x10<sup>12</sup></b>	<b>6.35289x10<sup>11</sup></b>	<b>-43.90</b>
<b>4</b>	<b>5.42999x10<sup>11</sup></b>	<b>2.24155x10<sup>11</sup></b>	<b>-58.72</b>

**Table 3.** Breakdown of COVID-19 case counts by week for September 2024 and September 2025

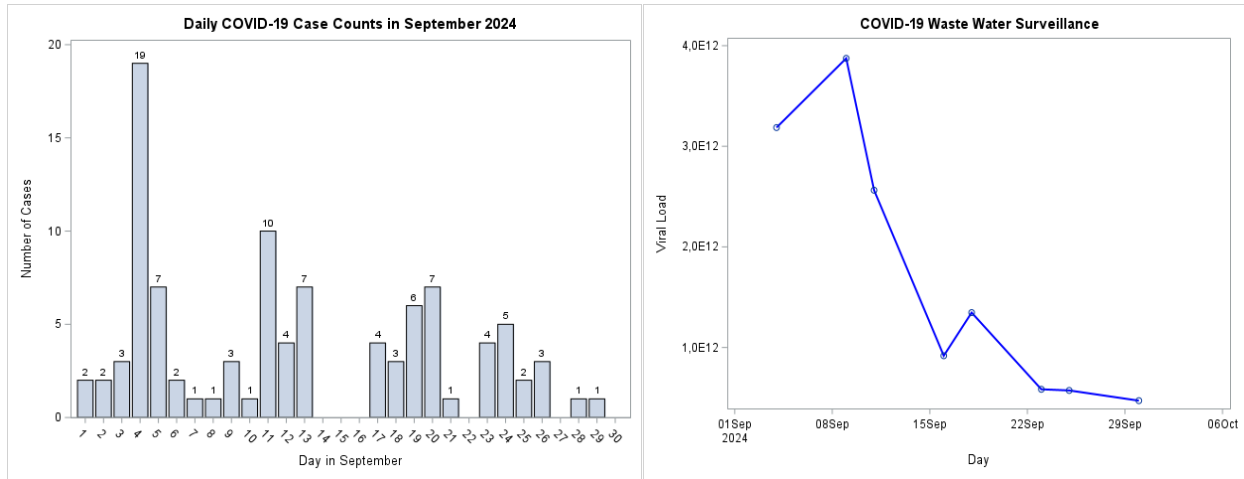
Week	COVID-19 Case Counts by Week		% Change
	September 2024	September 2025	
1	35	17	-51.43
2	27	10	-62.96
3	21	9	-57.14
4	16	8	-50.00



**Figure 1.** Daily reported COVID-19 cases during the month of September 2025. This bar graph illustrates how case numbers varied over the course of the month.

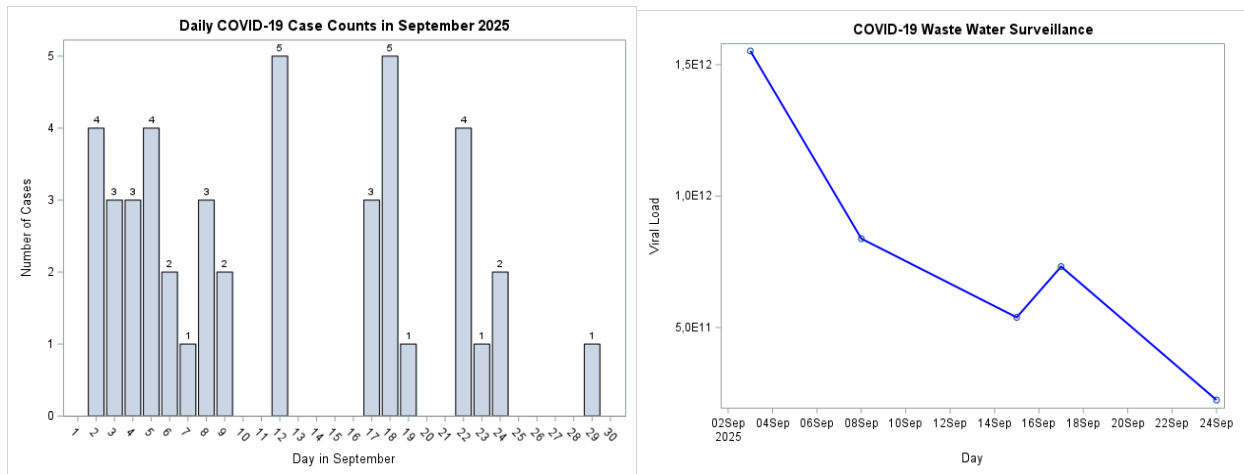
## COVID-19 Wastewater Viral Activity Compared to Positive Reports

2024

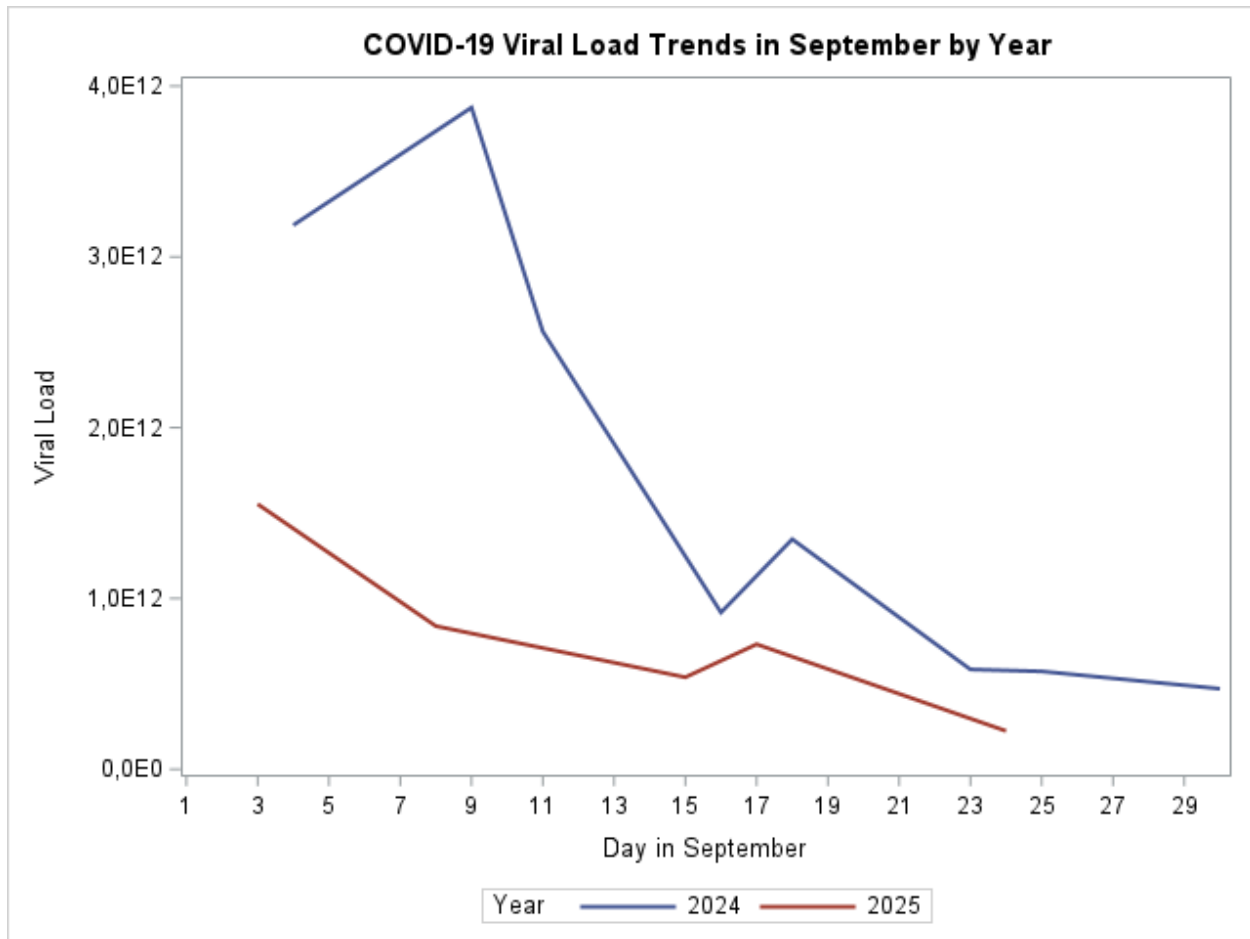


**Figure 2.** Comparison of COVID-19 case counts and wastewater data for September 2024. The unit of measurement for Viral Load within wastewater data is (Copies/D).

2025



**Figure 3.** Comparison of COVID-19 case counts and wastewater data for September 2025. The unit of measurement for Viral Load within wastewater is (Copies/D).



**Figure 4.** This figure compares COVID-19 Viral load among Wastewater samples for September 2024 and September 2025. The unit of measurement for Viral Load is (Copies/D).

### Meaningful Data Insight

**Table 1** reveals a significant decrease in COVID-19 cases among Kent City residents (-55%). This decline is also reflected within COVID-19 wastewater data that has been presented in **Table 2** and **Figure 4**. At the time of writing this report, wastewater data had not been published for 9/30/25, thus, average viral load for week 4 within **Table 2** was calculated based upon the 9/24/25 data point alone. Even with this limitation, wastewater surveillance appears to be a valid mode of measurement for COVID-19 prevalence within this community. **Figure 2** and **Figure 3** indicate that while wastewater data is not a perfect

indicator of daily COVID-19 case counts, general trends can still be observed. Future reports will continue to utilize this data to understand the prevalence of COVID-19 that does not result in hospitalization.

The number of new Chlamydia infections are 18% higher than that of September 2024. Additionally, the number of new Gonococcal infections have also increased from 4 reported infections in September 2024 to 5 reported infections in September 2025, creating an increased incidence of 25%.

There were no reported cases of Hepatitis C, Salmonellosis, or Pertussis within September 2025. Additionally, there were no reported cases of Legionella, Lymes Disease, or hospitalizations due to the influenza virus within September 2024 or September 2025.

## Public Health Recommendations

1. Continue to monitor COVID-19 prevalence using Wastewater surveillance Data
2. Inform Kent City residents that there has been a recent increase of Gonococcal and Chlamydia infections among the population.
3. Reach out to Kent State University to inform students about the heightened incidence of STIs. Provide a list of clinics that conduct STI testing and remind students of proven STI prevention methods. Additionally, inform students that free condoms and dental dams are available through Kent City Health Department.
4. Encourage residents to receive flu and COVID-19 vaccinations to continuously limit future outbreaks.

## Reference

*Kent demographic statistics*. Ohio Demographics by Cubit. (n.d.). <https://www.ohio-demographics.com/kent-demographics>

Ohio Department of Health. (2024, December 11). *Ohio Wastewater Monitoring Data*. DataOhio. <https://data.ohio.gov/wps/portal/gov/data/view/ohio-wastewater-monitoring-data>

Ohio Department of Health (ODH). Reportable Infectious Diseases – Surveillance Data. Accessed via the ODH Gateway: <https://odhgateway.odh.ohio.gov> (authorized login required).

*Student overview: Facts & figures*. Kent State University. (n.d.). <https://www.kent.edu/facts-figures/student-overview>

### Expenditures - August 2025

---

8/5/2025	Ohio Division of Real Estate	Burial Permit Fees July 2025	\$90.00
8/5/2025	Treasurer, State of Ohio	FSO Transmittal Fees July 2025	\$28.00
8/5/2025	Treasurer, State of Ohio	RFE Transmittal Fees July 2025	\$28.00
8/6/2025	4Imprint	Logoed Promotional Handout and Outreach Items (Tobacco TU25 Grant)	\$2,870.79
8/6/2025	Amazon	Muslin Drawstring Bags (Overdose Awareness Stipend)	\$75.96
8/6/2025	4Imprint	Event Tent and Promotional Banners (Overdose Awareness Stipend)	\$2,874.65
8/7/2025	Amazon	Totes, Tags, Cabinet & Shipping Fee (Tobacco TU25 Grant)	\$499.45
8/7/2025	Hometown Bank Card	Gift Cards Purchased at Marc's (HEAL Grant)	\$2,500.00
8/12/2025	AOHC	Fall Conference Registration for Joan Seidel	\$250.00
8/20/2025	Nove LLC	Narcan Carry Case Kits (Overdose Awareness Stipend)	\$3,725.00
8/21/2025	Ohio Environmental Health Association	Fall Conference Registration and Membership Renewal for Kyle Kelly	\$200.00
8/25/2025	Ohio Environmental Health Association	Fall Conference Registration and Membership Renewal for Eric Gorczynski	\$200.00
8/25/2025	Ohio Environmental Health Association	Fall Conference Registration and Membership Renewal for Jason Revesz	\$200.00
8/25/2025	Ohio Environmental Health Association	Fall Conference Registration for Justin Smith	\$130.00
8/25/2025	Ohio Public Health Association	Nursing Conference Registration for Joan Seidel	\$295.00
8/28/2025	Amazon	Storage Containers and Cabinet (Tobacco TU25 Grant)	\$420.95

<b>Commercial: less than 25,000 sq. ft.</b>		
1.	Level 1	10
2.	Level 2	21
3.	Level 3	78
4.	Level 4	66
<b>Commercial: 25,000 sq. ft. or more</b>		
5.	Level 1	
6.	Level 2	
7.	Level 3	1
8.	Level 4	1
Total number of mobile facilities.		19
Total number of licensed vending operations.		7
Number of commercial temporary licenses issued per year.		21
Number of noncommercial temporary licenses issued per year.		4

These are the total number of licenses issued used to determine the proposed fees.



**KENT CITY HEALTH DEPARTMENT  
STATISTICAL REPORT 2025**

<b>HEALTH DEPT. \$ COLLECTED</b>		<b>August</b>	<b>YTD 2025</b>		<b>Aug-24</b>	<b>YTD 2024</b>
Vital Statistics	\$	19,962.00	\$ 209,280.00	\$	18,996.00	\$ 155,081.68
Retail Food Establishments	\$	280.00	\$ 20,792.50	\$	535.00	\$ 22,186.50
Food Service Operations	\$	280.00	\$ 93,768.06	\$	1,135.00	\$ 90,881.13
Recreational Water- Pools & Spas	\$	-	\$ 11,890.00	\$	-	\$ 12,463.75
Housing	\$	7,642.50	\$ 86,465.75	\$	24,438.75	\$ 94,983.75
Body Art Establishments	\$	-	\$ 2,300.00	\$	-	\$ 1,350.00
Solid Waste Haulers	\$	-	\$ 1,175.00	\$	-	\$ 1,200.00
Tobacco Retail Establishments	\$	1,000.00	\$ 14,780.00	\$	400.00	\$ 7,200.00
Trash Ticketing	\$	20.00	\$ 390.00	\$	30.00	\$ 260.00
Smoke-Free Investigation	\$	350.00	\$ 875.00	\$	90.00	\$ 265.00
Nat'l Env. Health Assoc.- FDA Grant	\$	-	\$ 19,000.00	\$	-	\$ 5,000.00
Tobacco Use Grant	\$	-	\$ 51,525.00	\$	-	\$ 26,600.00
EPA Grant for Vector Control	\$	-	\$ -	\$	-	\$ 25,000.00
COVID Grants	\$	-	\$ 75,000.00	\$	-	\$ -
Workforce Development Grant	\$	-	\$ -	\$	-	\$ 34,232.07
Healthy Eating & Active Living (HEAL) Grant	\$	-	\$ 7,500.00	\$	15,000.00	\$ 20,000.00
Falls-Staying Active & Independent (SAIL) Grant	\$	-	\$ -	\$	-	\$ -
Americorps (VISTA) Grant	\$	5,485.73	\$ 41,904.38	\$	5,529.48	\$ 39,874.22
State Subsidies	\$	-	\$ 25,781.31	\$	-	\$ 18,370.12
Medicaid Administrative Claiming	\$	5,459.47	\$ 21,755.92	\$	-	\$ 12,895.83
Nurse Clinic	\$	-	\$ 4,548.68	\$	-	\$ 770.16
Miscellaneous:						
Other	\$	1.00	\$ 1.00	\$	44.00	\$ 174.30
Copy Fees	\$	5.50	\$ 47.30	\$	5.35	\$ 5.35
Mailing Fees	\$	52.00	\$ 4,541.00	\$	151.50	\$ 1,506.70
<b>TOTAL COLLECTED</b>	<b>\$</b>	<b>40,538.20</b>	<b>\$ 693,320.90</b>	<b>\$</b>	<b>66,355.08</b>	<b>\$ 570,300.56</b>
<b>TO STATE</b>						
Vital Statistics	\$	-	\$ 119,344.88	\$	-	\$ 95,270.16
Burial Permit Fees	\$	115.00	\$ 815.00	\$	110.00	\$ 1,032.50
Retail Food Establishments	\$	28.00	\$ 1,148.00	\$	28.00	\$ 1,372.00
Food Service Operations	\$	-	\$ 4,068.00	\$	28.00	\$ 4,186.00
Recreational Water- Pools & Spas	\$	-	\$ 1,340.00	\$	-	\$ 1,420.00
<b>TOTAL</b>	<b>\$</b>	<b>143.00</b>	<b>\$ 126,715.88</b>	<b>\$</b>	<b>166.00</b>	<b>\$ 103,280.66</b>
<b>TOTAL ASSETS</b>	<b>\$</b>	<b>40,395.20</b>	<b>\$ 566,605.02</b>	<b>\$</b>	<b>66,189.08</b>	<b>\$ 467,019.90</b>

KENT CITY HEALTH DEPARTMENT STATISTICAL REPORT Continued

	August	YTD 2025	Aug-24	YTD 2024
<b>PERMIT/License</b>				
Retail Food Establishments	1	42	1	50
Food Service Operations	0	165	1	160
Food Service Operations- Vending	0	6	0	7
Recreational Water- Pools & Spas	0	17	0	19
Housing	24	221	38	234
Body Art Establishments	0	3	0	3
Solid Waste Haulers	0	23	0	20
Tobacco Retail Establishments	1	26	1	14
<b>TOTAL</b>	<b>26</b>	<b>503</b>	<b>41</b>	<b>507</b>

**MOSQUITO CONTROL**

	Intern	Staff	Total		
Surveillance Hours	30.0	22.5	233.8	72.0	535.5
Larvicide Hours	0.0	5.5	82.5	6.5	60.0
Adulticide Hours	0.0	17.0	56.50	34.5	111.3
Office Hours	0.0	0.0	39.3	0.0	23.0
Sites Visited		69	323	66	351

**COMPLAINTS**

Received	6	79	11	94
Abated	6	79	11	94

**COMMUNICABLE DISEASE**

	46	249	74	482
--	----	-----	----	-----

**IMMUNIZATIONS- COVID**

	0	0	2	9
Child	0	0	0	0
Adult	0	0	2	9

**IMMUNIZATIONS- INFLUENZA**

	0	3	0	6
Child	0	3	0	0
Adult	0	0	0	6

**IMMUNIZATIONS- OTHER**

	0	0	0	2
Child	0	0	0	0
Adult	0	0	0	2

**VITAL STATISTICS- Certified Copies Issued**

Birth Certificates	381	4350	318	2335
Death Certificates	437	4173	468	3936



**KENT CITY HEALTH DEPARTMENT  
STATISTICAL REPORT 2025**

<b>HEALTH DEPT. \$ COLLECTED</b>		<b>September</b>	<b>YTD 2025</b>	<b>Sep-24</b>	<b>YTD 2024</b>
Vital Statistics	\$	21,735.00	\$ 231,015.00	\$ 16,668.00	\$ 171,749.68
Retail Food Establishments	\$	-	\$ 20,792.50	\$ 360.00	\$ 22,546.50
Food Service Operations	\$	795.59	\$ 94,563.65	\$ 1,900.00	\$ 92,781.13
Recreational Water- Pools & Spas	\$	-	\$ 11,890.00	-	\$ 12,463.75
Housing	\$	13,170.00	\$ 99,635.75	\$ 3,335.00	\$ 98,318.75
Body Art Establishments	\$	-	\$ 2,300.00	-	\$ 1,350.00
Solid Waste Haulers	\$	-	\$ 1,175.00	-	\$ 1,200.00
Tobacco Retail Establishments	\$	1,240.00	\$ 16,020.00	\$ 300.00	\$ 7,500.00
Trash Ticketing	\$	220.00	\$ 610.00	\$ 60.00	\$ 320.00
Smoke-Free Investigation	\$	-	\$ 875.00	-	\$ 265.00
Nat'l Env. Health Assoc.- FDA Grant	\$	-	\$ 19,000.00	-	\$ 5,000.00
Tobacco Use Grant	\$	-	\$ 51,525.00	-	\$ 26,600.00
EPA Grant for Vector Control	\$	-	-	-	\$ 25,000.00
COVID Grants	\$	-	\$ 75,000.00	-	-
Workforce Development Grant	\$	-	-	-	\$ 34,232.07
Healthy Eating & Active Living (HEAL) Grant	\$	-	\$ 7,500.00	-	\$ 20,000.00
Falls-Staying Active & Independent (SAIL) Grant	\$	-	-	-	-
Americorps (VISTA) Grant	\$	5,391.39	\$ 47,295.77	\$ 4,084.78	\$ 43,959.00
State Subsidies	\$	-	\$ 25,781.31	-	\$ 18,370.12
Medicaid Administrative Claiming	\$	-	\$ 21,755.92	-	\$ 12,895.83
Nurse Clinic	\$	-	\$ 4,548.68	\$ 451.90	\$ 1,222.06
Miscellaneous:					
Other	\$	-	\$ 1.00	\$ 7.50	\$ 181.80
Copy Fees	\$	5.25	\$ 52.55	\$ 4.90	\$ 4.90
Mailing Fees	\$	206.00	\$ 4,747.00	\$ 171.00	\$ 1,677.70
<b>TOTAL COLLECTED</b>	<b>\$</b>	<b>42,763.23</b>	<b>\$ 736,084.13</b>	<b>\$ 27,343.08</b>	<b>\$ 597,638.29</b>
<b>TO STATE</b>					
Vital Statistics	\$	-	\$ 119,344.88	-	\$ 95,270.16
Burial Permit Fees	\$	72.50	\$ 887.50	\$ 90.00	\$ 1,122.50
Retail Food Establishments	\$	-	\$ 1,148.00	-	\$ 1,372.00
Food Service Operations	\$	12.00	\$ 4,080.00	-	\$ 4,186.00
Recreational Water- Pools & Spas	\$	-	\$ 1,340.00	-	\$ 1,420.00
<b>TOTAL</b>	<b>\$</b>	<b>84.50</b>	<b>\$ 126,800.38</b>	<b>\$ 90.00</b>	<b>\$ 103,370.66</b>
<b>TOTAL ASSETS</b>	<b>\$</b>	<b>42,678.73</b>	<b>\$ 609,283.75</b>	<b>\$ 27,253.08</b>	<b>\$ 494,267.63</b>

KENT CITY HEALTH DEPARTMENT STATISTICAL REPORT Continued

	September	YTD 2025	Sep-24	YTD 2024
<b>PERMIT/License</b>				
Retail Food Establishments	0	42	1	51
Food Service Operations	5	170	7	167
Food Service Operations- Vending	1	7	0	7
Recreational Water- Pools & Spas	0	17	0	19
Housing	33	254	23	257
Body Art Establishments	0	3	0	3
Solid Waste Haulers	0	23	0	20
Tobacco Retail Establishments	2	28	0	14
<b>TOTAL</b>	<b>41</b>	<b>544</b>	<b>31</b>	<b>538</b>

**MOSQUITO CONTROL**

	Intern	Staff	Total		
Surveillance Hours	0.0	11.0	244.8	47.5	583.0
Larvicide Hours	0.0	0.0	82.5	0.0	60.0
Adulticide Hours	0.0	0.0	56.50	2.3	113.6
Office Hours	0.0	0.5	39.8	0.0	23.0
Sites Visited		0	323	24	375

**COMPLAINTS**

Received	10	89	14	108
Abated	10	89	14	108

*(Information was not available at time of report.)*

<b>COMMUNICABLE DISEASE</b>	<b>0</b>	249	119	601
-----------------------------	----------	-----	-----	-----

**IMMUNIZATIONS- COVID**

	0	0	0	9
Child	0	0	0	0
Adult	0	0	0	9

**IMMUNIZATIONS- INFLUENZA**

	0	3	0	6
Child	0	3	0	0
Adult	0	0	0	6

**IMMUNIZATIONS- OTHER**

	0	0	0	2
Child	0	0	0	0
Adult	0	0	0	2

**VITAL STATISTICS- Certified Copies Issued**

Birth Certificates	382	4732	263	2598
Death Certificates	513	4686	427	4363

**Expenditures - September 2025**

---

9/19/2025	Ohio Division of Real Estate	Burial Permit Fees August 2025	\$115.00
9/19/2025	Treasurer, State of Ohio	RFE Transmittal Fees August 2025	\$28.00
9/19/2025	Ohio Public Health Association	2025 Membership Dues for Joan Seidel	\$75.00
9/24/2025	Amazon	Kid Stickers for Childhood Immunizations	\$39.45

<b>Commercial: less than 25,000 sq. ft.</b>		
1.	Level 1	10
2.	Level 2	21
3.	Level 3	78
4.	Level 4	66
<b>Commercial: 25,000 sq. ft. or more</b>		
5.	Level 1	
6.	Level 2	
7.	Level 3	1
8.	Level 4	1
Total number of mobile facilities.		19
Total number of licensed vending operations.		7
Number of commercial temporary licenses issued per year.		21
Number of noncommercial temporary licenses issued per year.		4

These are the total number of licenses issued used to determine the proposed fees.



**KENT CITY HEALTH DEPARTMENT  
STATISTICAL REPORT 2025**

<b>HEALTH DEPT. \$ COLLECTED</b>		<b>August</b>	<b>YTD 2025</b>		<b>Aug-24</b>	<b>YTD 2024</b>
Vital Statistics	\$	19,962.00	\$ 209,280.00	\$	18,996.00	\$ 155,081.68
Retail Food Establishments	\$	280.00	\$ 20,792.50	\$	535.00	\$ 22,186.50
Food Service Operations	\$	280.00	\$ 93,768.06	\$	1,135.00	\$ 90,881.13
Recreational Water- Pools & Spas	\$	-	\$ 11,890.00	\$	-	\$ 12,463.75
Housing	\$	7,642.50	\$ 86,465.75	\$	24,438.75	\$ 94,983.75
Body Art Establishments	\$	-	\$ 2,300.00	\$	-	\$ 1,350.00
Solid Waste Haulers	\$	-	\$ 1,175.00	\$	-	\$ 1,200.00
Tobacco Retail Establishments	\$	1,000.00	\$ 14,780.00	\$	400.00	\$ 7,200.00
Trash Ticketing	\$	20.00	\$ 390.00	\$	30.00	\$ 260.00
Smoke-Free Investigation	\$	350.00	\$ 875.00	\$	90.00	\$ 265.00
Nat'l Env. Health Assoc.- FDA Grant	\$	-	\$ 19,000.00	\$	-	\$ 5,000.00
Tobacco Use Grant	\$	-	\$ 51,525.00	\$	-	\$ 26,600.00
EPA Grant for Vector Control	\$	-	\$ -	\$	-	\$ 25,000.00
COVID Grants	\$	-	\$ 75,000.00	\$	-	\$ -
Workforce Development Grant	\$	-	\$ -	\$	-	\$ 34,232.07
Healthy Eating & Active Living (HEAL) Grant	\$	-	\$ 7,500.00	\$	15,000.00	\$ 20,000.00
Falls-Staying Active & Independent (SAIL) Grant	\$	-	\$ -	\$	-	\$ -
Americorps (VISTA) Grant	\$	5,485.73	\$ 41,904.38	\$	5,529.48	\$ 39,874.22
State Subsidies	\$	-	\$ 25,781.31	\$	-	\$ 18,370.12
Medicaid Administrative Claiming	\$	5,459.47	\$ 21,755.92	\$	-	\$ 12,895.83
Nurse Clinic	\$	-	\$ 4,548.68	\$	-	\$ 770.16
Miscellaneous:						
Other	\$	1.00	\$ 1.00	\$	44.00	\$ 174.30
Copy Fees	\$	5.50	\$ 47.30	\$	5.35	\$ 5.35
Mailing Fees	\$	52.00	\$ 4,541.00	\$	151.50	\$ 1,506.70
<b>TOTAL COLLECTED</b>	<b>\$</b>	<b>40,538.20</b>	<b>\$ 693,320.90</b>	<b>\$</b>	<b>66,355.08</b>	<b>\$ 570,300.56</b>
<b>TO STATE</b>						
Vital Statistics	\$	-	\$ 119,344.88	\$	-	\$ 95,270.16
Burial Permit Fees	\$	115.00	\$ 815.00	\$	110.00	\$ 1,032.50
Retail Food Establishments	\$	28.00	\$ 1,148.00	\$	28.00	\$ 1,372.00
Food Service Operations	\$	-	\$ 4,068.00	\$	28.00	\$ 4,186.00
Recreational Water- Pools & Spas	\$	-	\$ 1,340.00	\$	-	\$ 1,420.00
<b>TOTAL</b>	<b>\$</b>	<b>143.00</b>	<b>\$ 126,715.88</b>	<b>\$</b>	<b>166.00</b>	<b>\$ 103,280.66</b>
<b>TOTAL ASSETS</b>	<b>\$</b>	<b>40,395.20</b>	<b>\$ 566,605.02</b>	<b>\$</b>	<b>66,189.08</b>	<b>\$ 467,019.90</b>

KENT CITY HEALTH DEPARTMENT STATISTICAL REPORT Continued

	August	YTD 2025	Aug-24	YTD 2024
<b>PERMIT/License</b>				
Retail Food Establishments	1	42	1	50
Food Service Operations	0	165	1	160
Food Service Operations- Vending	0	6	0	7
Recreational Water- Pools & Spas	0	17	0	19
Housing	24	221	38	234
Body Art Establishments	0	3	0	3
Solid Waste Haulers	0	23	0	20
Tobacco Retail Establishments	1	26	1	14
<b>TOTAL</b>	<b>26</b>	<b>503</b>	<b>41</b>	<b>507</b>

**MOSQUITO CONTROL**

	Intern	Staff	Total		
Surveillance Hours	30.0	22.5	233.8	72.0	535.5
Larvicide Hours	0.0	5.5	82.5	6.5	60.0
Adulticide Hours	0.0	17.0	56.50	34.5	111.3
Office Hours	0.0	0.0	39.3	0.0	23.0
Sites Visited		69	323	66	351

**COMPLAINTS**

Received	6	79	11	94
Abated	6	79	11	94

**COMMUNICABLE DISEASE**

	46	249	74	482
--	----	-----	----	-----

**IMMUNIZATIONS- COVID**

	0	0	2	9
Child	0	0	0	0
Adult	0	0	2	9

**IMMUNIZATIONS- INFLUENZA**

	0	3	0	6
Child	0	3	0	0
Adult	0	0	0	6

**IMMUNIZATIONS- OTHER**

	0	0	0	2
Child	0	0	0	0
Adult	0	0	0	2

**VITAL STATISTICS- Certified Copies Issued**

Birth Certificates	381	4350	318	2335
Death Certificates	437	4173	468	3936



**KENT CITY HEALTH DEPARTMENT  
STATISTICAL REPORT 2025**

<b>HEALTH DEPT. \$ COLLECTED</b>		<b>September</b>	<b>YTD 2025</b>	<b>Sep-24</b>	<b>YTD 2024</b>
Vital Statistics	\$	21,735.00	\$ 231,015.00	\$ 16,668.00	\$ 171,749.68
Retail Food Establishments	\$	-	\$ 20,792.50	\$ 360.00	\$ 22,546.50
Food Service Operations	\$	795.59	\$ 94,563.65	\$ 1,900.00	\$ 92,781.13
Recreational Water- Pools & Spas	\$	-	\$ 11,890.00	\$ -	\$ 12,463.75
Housing	\$	13,170.00	\$ 99,635.75	\$ 3,335.00	\$ 98,318.75
Body Art Establishments	\$	-	\$ 2,300.00	\$ -	\$ 1,350.00
Solid Waste Haulers	\$	-	\$ 1,175.00	\$ -	\$ 1,200.00
Tobacco Retail Establishments	\$	1,240.00	\$ 16,020.00	\$ 300.00	\$ 7,500.00
Trash Ticketing	\$	220.00	\$ 610.00	\$ 60.00	\$ 320.00
Smoke-Free Investigation	\$	-	\$ 875.00	\$ -	\$ 265.00
Nat'l Env. Health Assoc.- FDA Grant	\$	-	\$ 19,000.00	\$ -	\$ 5,000.00
Tobacco Use Grant	\$	-	\$ 51,525.00	\$ -	\$ 26,600.00
EPA Grant for Vector Control	\$	-	\$ -	\$ -	\$ 25,000.00
COVID Grants	\$	-	\$ 75,000.00	\$ -	\$ -
Workforce Development Grant	\$	-	\$ -	\$ -	\$ 34,232.07
Healthy Eating & Active Living (HEAL) Grant	\$	-	\$ 7,500.00	\$ -	\$ 20,000.00
Falls-Staying Active & Independent (SAIL) Grant	\$	-	\$ -	\$ -	\$ -
Americorps (VISTA) Grant	\$	5,391.39	\$ 47,295.77	\$ 4,084.78	\$ 43,959.00
State Subsidies	\$	-	\$ 25,781.31	\$ -	\$ 18,370.12
Medicaid Administrative Claiming	\$	-	\$ 21,755.92	\$ -	\$ 12,895.83
Nurse Clinic	\$	-	\$ 4,548.68	\$ 451.90	\$ 1,222.06
Miscellaneous:					
Other	\$	-	\$ 1.00	\$ 7.50	\$ 181.80
Copy Fees	\$	5.25	\$ 52.55	\$ 4.90	\$ 4.90
Mailing Fees	\$	206.00	\$ 4,747.00	\$ 171.00	\$ 1,677.70
<b>TOTAL COLLECTED</b>	<b>\$</b>	<b>42,763.23</b>	<b>\$ 736,084.13</b>	<b>\$ 27,343.08</b>	<b>\$ 597,638.29</b>
<b>TO STATE</b>					
Vital Statistics	\$	-	\$ 119,344.88	\$ -	\$ 95,270.16
Burial Permit Fees	\$	72.50	\$ 887.50	\$ 90.00	\$ 1,122.50
Retail Food Establishments	\$	-	\$ 1,148.00	\$ -	\$ 1,372.00
Food Service Operations	\$	12.00	\$ 4,080.00	\$ -	\$ 4,186.00
Recreational Water- Pools & Spas	\$	-	\$ 1,340.00	\$ -	\$ 1,420.00
<b>TOTAL</b>	<b>\$</b>	<b>84.50</b>	<b>\$ 126,800.38</b>	<b>\$ 90.00</b>	<b>\$ 103,370.66</b>
<b>TOTAL ASSETS</b>	<b>\$</b>	<b>42,678.73</b>	<b>\$ 609,283.75</b>	<b>\$ 27,253.08</b>	<b>\$ 494,267.63</b>

KENT CITY HEALTH DEPARTMENT STATISTICAL REPORT Continued

	September	YTD 2025	Sep-24	YTD 2024
<b>PERMIT/License</b>				
Retail Food Establishments	0	42	1	51
Food Service Operations	5	170	7	167
Food Service Operations- Vending	1	7	0	7
Recreational Water- Pools & Spas	0	17	0	19
Housing	33	254	23	257
Body Art Establishments	0	3	0	3
Solid Waste Haulers	0	23	0	20
Tobacco Retail Establishments	2	28	0	14
<b>TOTAL</b>	<b>41</b>	<b>544</b>	<b>31</b>	<b>538</b>

**MOSQUITO CONTROL**

	Intern	Staff	Total		
Surveillance Hours	0.0	11.0	244.8	47.5	583.0
Larvicide Hours	0.0	0.0	82.5	0.0	60.0
Adulticide Hours	0.0	0.0	56.50	2.3	113.6
Office Hours	0.0	0.5	39.8	0.0	23.0
Sites Visited		0	323	24	375

**COMPLAINTS**

Received	10	89	14	108
Abated	10	89	14	108

*(Information was not available at time of report.)*

<b>COMMUNICABLE DISEASE</b>	<b>0</b>	249	119	601
-----------------------------	----------	-----	-----	-----

**IMMUNIZATIONS- COVID**

	0	0	0	9
Child	0	0	0	0
Adult	0	0	0	9

**IMMUNIZATIONS- INFLUENZA**

	0	3	0	6
Child	0	3	0	0
Adult	0	0	0	6

**IMMUNIZATIONS- OTHER**

	0	0	0	2
Child	0	0	0	0
Adult	0	0	0	2

**VITAL STATISTICS- Certified Copies Issued**

Birth Certificates	382	4732	263	2598
Death Certificates	513	4686	427	4363